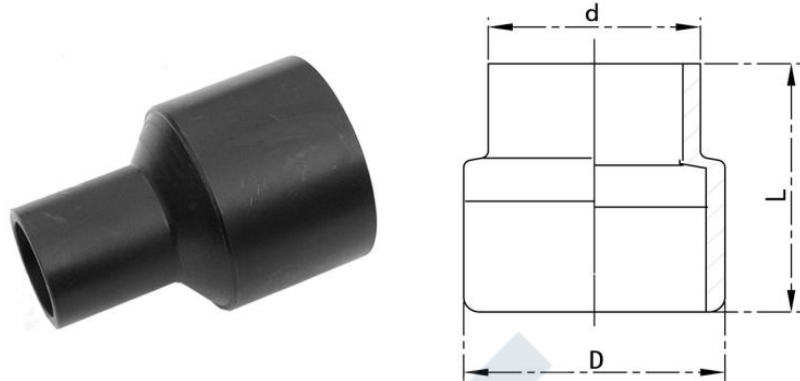


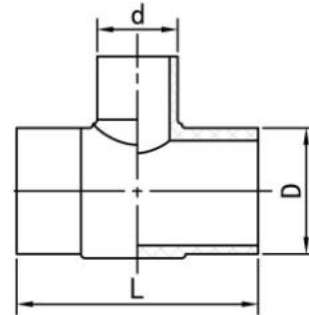
REDUCER

Specif.	D	d	L	SDR17	SDR13.6	SDR11
S315×200	315	200	265		√	√
S315×225	315	225	272		√	√
S315×250	315	250	270		√	√
S315×280	315	280	240		√	√
S355×110	355	110	270	√		√
S355×160	355	160	280	√		√
S355×200	355	200	265	√		√
S355×225	355	225	265	√		√
S355×250	355	250	260	√		√
S355×280	355	280	245	√		√
S355×315	355	315	245	√		√
S400×200	400	200	270	√		√
S400×225	400	225	275	√		√
S400×250	400	250	270	√		√
S400×315	400	315	230	√		√
S400×355	400	355	235	√		√
S450×200	450	200	270	√		√
S450×225	450	225	270	√		√
S450×250	450	250	280	√		√
S450×280	450	280	265	√		√
S450×315	450	315	270	√		√
S450×355	450	355	275	√		√



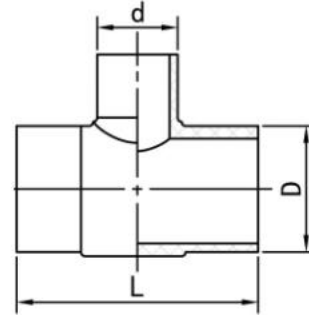
REDUCER

Specif.	D	d	L	SDR17	SDR13.6	SDR11
S450×400	450	400	280	√		
S500×200	500	200	280	√		
S500×225	500	225	280	√		
S500×250	500	250	280	√		
S500×280	500	280	280	√		
S500×315	500	315	270	√		
S500×355	500	355	265	√		
S500×400	500	400	275	√		
S500×450	500	450	280	√		
S560×315	560	315	280	√		
S560×355	560	355	280	√		
S560×400	560	400	280	√		
S560×450	560	450	280	√		
S560×500	560	500	280	√		
S630×315	630	315	285	√		
S630×400	630	400	300	√		
S630×450	630	450	300	√		
S630×500	630	500	300	√		
S630×560	630	560	300	√		



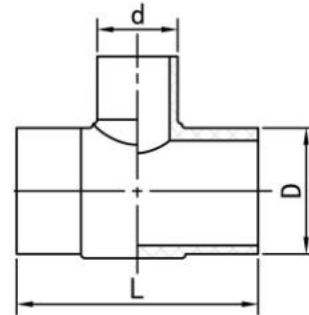
REDUCING TEE

Specif.	D	d	L	SDR17	SDR13.6	SDR11
T75×50	75	50	240			√
T75×63	75	63	240			√
T90×50	90	50	280		√	√
T90×63	90	63	280		√	√
T90×75	90	75	280		√	√
T110×50	110	50	280		√	√
T110×63	110	63	250		√	√
T110×75	110	75	280		√	√
T110×90	110	90	310		√	√
T125×63	125	63	300		√	√
T125×75	125	75	300		√	√
T125×90	125	90	300		√	√
T125×110	125	110	330		√	√
T140×63	140	63	350		√	√
T140×75	140	75	350		√	√
T140×90	140	90	350		√	√
T140×110	140	110	350		√	√
T140×125	140	125	350		√	√
T160×50	160	50	250		√	√
T160×63	160	63	280		√	√
T160×75	160	75	340		√	√
T160×90	160	90	340		√	√
T160×110	160	110	330		√	√
T160×125	160	125	290		√	√



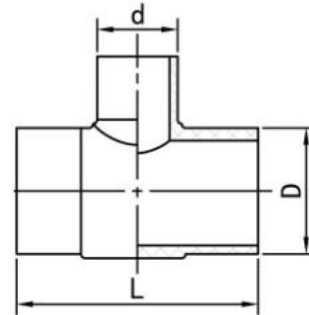
REDUCING TEE

Specif.	D	d	L	SDR17	SDR13.6	SDR11
T180×90	180	90	400		√	√
T180×110	180	110	420		√	√
T180×125	180	125	420			√
T180×160	180	160	420		√	√
T200×63	200	63	330		√	√
T200×75	200	75	380		√	√
T200×90	200	90	380		√	√
T200×110	200	110	370		√	√
T200×125	200	125	390		√	√
T200×160	200	160	420		√	√
T200×180	200	180	460		√	
T225×63	225	63	400		√	√
T225×75	225	75	400		√	√
T225×90	225	90	400		√	√
T225×110	225	110	400		√	√
T225×160	225	160	500		√	√
T225×200	225	200	500		√	√
T250×63	250	63	420		√	√
T250×75	250	75	410		√	√
T250×90	250	90	420		√	√
T250×110	250	110	410		√	√
T250×125	250	125	480		√	√
T250×160	250	160	560		√	√
T250×200	250	200	560		√	√



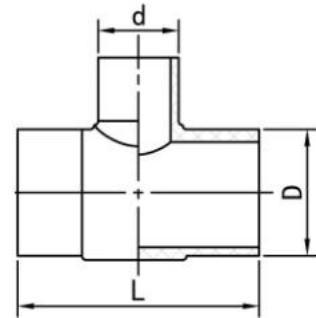
REDUCING TEE

Specif.	D	d	L	SDR17	SDR13.6	SDR11
T250×225	250	225	480			√
T280×110	280	110	570		√	√
T280×160	280	160	570		√	√
T280×200	280	200	570		√	√
T280×250	280	250	533		√	√
T315×63	315	63	370		√	√
T315×75	315	75	370		√	√
T315×90	315	90	390		√	√
T315×110	315	110	390		√	√
T315×125	315	125	480			√
T315×160	315	160	480		√	√
T315×200	315	200	480		√	√
T315×250	315	250	600		√	√
T355×110	355	110	410	√		√
T355×160	355	160	500	√		√
T355×200	355	200	656	√		√
T355×250	355	250	660	√		√
T355×315	355	315	565	√		√
T400×110	400	110	410	√		√
T400×160	400	160	490	√		√
T400×200	400	200	490	√		√
T400×250	400	250	700	√		√
T400×315	400	315	700	√		√
T450×110	450	110	375	√		



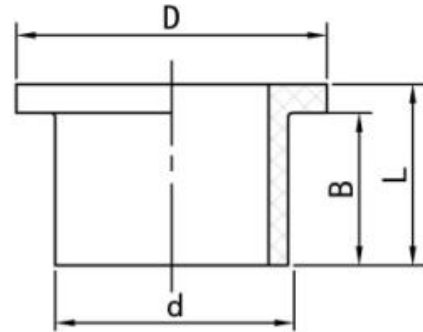
REDUCING TEE

Specif.	D	d	L	SDR17	SDR13.6	SDR11
T450×160	450	160	464	√		
T450×200	450	200	464	√		
T450×250	450	250	545	√		
T450×315	450	315	600	√		
T450×400	450	400	670	√		
T500×110	500	110	398	√		
T500×160	500	160	495	√		
T500×200	500	200	495	√		
T500×250	500	250	545	√		
T500×315	500	315	635	√		
T500×400	500	400	705	√		
T500×450	500	450	800	√		
T560×110	560	110	410	√		
T560×160	560	160	450	√		
T560×200	560	200	508	√		
T560×250	560	250	545	√		
T560×315	560	315	605	√		
T560×400	560	400	720	√		
T560×450	560	450	825	√		
T560×500	560	500	825	√		
T630×110	630	110	475	√		
T630×160	630	160	475	√		



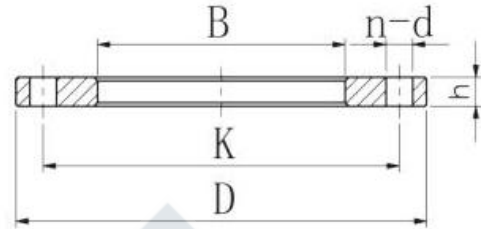
REDUCING TEE

Specif.	D	d	L	SDR17	SDR13.6	SDR11
T630×200	630	200	550	√		
T630×225	630	225	555	√		
T630×250	630	250	555	√		
T630×315	630	315	665	√		
T630×400	630	400	725	√		
T630×450	630	450	808	√		
T630×500	630	500	808	√		
T710×110	710	110	530	√		
T710×160	710	160	585	√		
T710×200	710	200	630	√		
T710×250	710	250	630	√		
T710×315	710	315	710	√		
T710×400	710	400	790	√		
T710×500	710	500	890	√		
T710×630	710	630	1020	√		
T800×110	800	110	590	√		
T800×160	800	160	590	√		
T800×200	800	200	630	√		
T800×250	800	250	720	√		
T800×315	800	315	800	√		
T800×400	800	400	850	√		
T800×500	800	500	1020	√		
T800×630	800	630	1100	√		
T800×710	800	710	1100	√		



HDPE STUB FLANGE

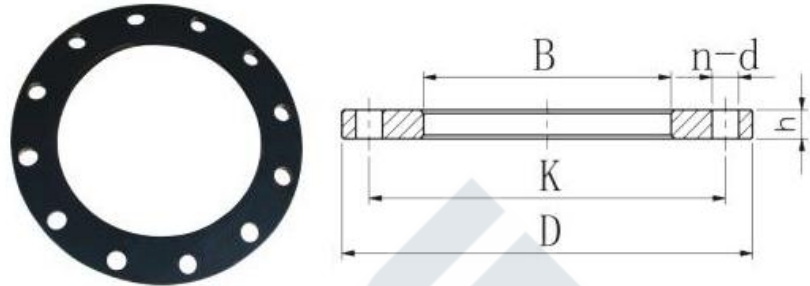
SIZE	D	d	L	B	SDR17	SDR13.6	SDR11
F63	102	63	90	75			√
F75	122	75	90	78			√
F90	138	90	94	78			√
F110	158	110	105	86		√	√
F125	158	125	105	83		√	√
F140	188	140	125	103		√	√
F160	212	160	135	108		√	√
F180	212	180	133	105		√	√
F200	268	200	145	115		√	√
F225	268	225	194	162		√	√
F250	320	250	164	130		√	√
F280	320	280	170	135		√	√
F315	370	315	180	142		√	√
F355	430	355	210	170	√		√
F400	482	400	200	158	√		√
F450	585	450	205	165	√		√
F500	585	500	220	175	√		√
F560	685	560	220	175	√		√
F630	685	630	225	180	√		√
F710	800	710	230	170	√		
F800	905	800	230	170	√		
F900	1000	900	230	170	√		
F1000	1100	1000	260	200	√		
F1200	1300	1200	300	225	√		



STEEL BACKING RINGS

(PN1.0 MPA)

SIZE	D	K	B	n	d	h
F63	165	125	68	4	18	20
F75	185	145	80	4	18	20
F90	200	160	95	8	18	20
F110	220	180	115	8	18	22
F125	250	210	130	8	18	22
F160	285	240	165	8	22	24
F200	340	295	205	8	22	24
F225	340	295	230	8	22	24
F250	395	350	255	12	22	26
F315	445	400	320	12	22	28
F355	505	460	360	16	22	30
F400	565	515	408	16	26	32
F450	615	565	458	20	26	35
F500	670	620	508	20	26	38
F560	780	725	568	20	30	42
F630	780	725	638	20	30	42
F710	895	840	720	24	30	54
F800	1015	950	810	24	33	60
F900	1115	1050	910	28	33	66
F1000	1230	1160	1010	28	36	74
F1200	1455	1380	1210	32	39	86



STEEL BACKING RINGS

(PN1.6 MPA)

SIZE	D	K	B	n	d	h
F63	165	125	68	4	18	20
F75	185	145	80	4	18	20
F90	200	160	95	8	18	20
F110	220	180	115	8	18	22
F125	250	210	130	8	18	22
F160	285	240	165	8	22	24
F200	340	295	205	12	22	26
F225	340	355	230	12	22	26
F250	405	410	255	12	26	28
F315	460	470	320	12	26	32
F355	520	525	360	16	26	35
F400	580	580	408	16	30	38
F450	640	640	458	20	30	42
F500	715	715	508	20	33	46
F560	840	840	568	20	36	52
F630	840	840	638	20	36	52